


Title page



**NC Department of
Health and Human Services
NC Nurse Aide I Curriculum**

**Module D
Culture and Communication**

July 1, 2024

1

Objectives


1. Describe components of therapeutic and non-therapeutic communication
2. Discuss the importance of appropriate communication skills
3. Describe barriers to communication
4. Explore how culture and religion impact communication
5. Discuss the Nurse Aide's (NA) role and responsibilities for effectively communicating with a variety of individuals

NCDHHS/DHSR/HCPEFC | Module D Communication | July 2024

2

Communication - Definition

Successfully sending and receiving messages using signs, symbols, words, drawings, and pictures




NCDHHS/DHSR/HCPEFC | Module D Communication | July 2024

3

Module D Handout 2

Communication – Appropriate Methods

- Use words that mean the same to the sender and receiver
- Use words that are familiar
- Be concise
- State information in an organized, logical order
- State facts and be specific




NCDHHS/DHSR/HCPEC | Module D Communication | July 2024

4

Communication – Three-way Process

Simplest form

- Sender
- Receiver
- Feedback



NCDHHS/DHSR/HCPEC | Module D Communication | July 2024

5

Communication - Verbal

- Use written or spoken words, pictures or symbols to send a message
- Speak plainly
- Actively listen
- Use silence
- Paraphrase, clarify, and focus
- Ask direct, open-ended questions




NCDHHS/DHSR/HCPEC | Module D Communication | July 2024

6

Module D Handout 3

Communication – Non-Verbal

- Use body language - movements, facial expressions, gestures, posture, gait, eye contact and appearance
- Use to support or oppose spoken or written communication
- Use to block communication
- Is perceived in different ways by different individuals





NCDHHS/DHSR/HCPEC | Module D Communication | July 2024

7

Communication – Non-Verbal

- Positive body language
 - Face the resident while speaking, stand up straight, smile, nod with approval, place arms at sides, show relaxed movements
- Negative body language
 - Turn your back during communication, slouch, avoid eye contact, eye roll, frown, cross arms across chest, show tense movements




NCDHHS/DHSR/HCPEC | Module D Communication | July 2024

8

Communication – Importance

- Learn about the resident and his/her needs
- Encourage the resident and family
- Establish trust
- Build relationships




NCDHHS/DHSR/HCPEC | Module D Communication | July 2024

9

Module D Handout 4

Communication – Importance

- Serve as a liaison between the resident and health care team
- Provide information and respond to questions appropriately
- Listen, observe, report, and record details accurately




NCDHHS/DHSR/HCPEC | Module D Communication | July 2024

10

Communication – Barriers

- Language
- Inappropriate words, clichés or slang
- Responses that cause confusion or frustration
- Talking too fast
- Giving advice or personal opinions
- Ignoring or belittling the resident




NCDHHS/DHSR/HCPEC | Module D Communication | July 2024

11

Communication – Barriers

- Using non-verbal body language when verbal is more appropriate
- Prejudices and attitudes
- Different life experiences
- Age
- Cultural differences
- Noise and lack of privacy
- Mental or physical impairments



12


12

Module D Handout 5

Culture

Characteristics of a group of people that are passed on for generations.

- Varies: encompasses different races and nationalities
- Tend to share biological and physiological characteristics




NCDHHS/DHSR/HCPEC | Module D Communication | July 2024

13

Culture - Characteristics

- Include language, values, beliefs, habits, likes, dislikes and customs
- Not all individuals accept all characteristics of the group
- People from different backgrounds may have different expectations




NCDHHS/DHSR/HCPEC | Module D Communication | July 2024

14

Culture - Knowledge

- People react differently based on their own beliefs and values
- Emotions can promote or prevent healing
- Understand personal space



NCDHHS/DHSR/HCPEC | Module D Communication | July 2024


15

Module D Handout 6

Culture – Knowledge

Family is important

- Living together
- Living separately
- Being isolated





NCDHHS/DHSR/HCPEC | Module D Communication | July 2024

16

Culture – Knowledge

- Hygiene
 - Bathing
 - Clothing
- Illness
 - Self-image
 - Treatment options
 - Acceptance
 - Denial



NCDHHS/DHSR/HCPEC | Module D Communication | July 2024

17

Religions

- Recognized throughout the world
- A few types: Buddhism, Christian, Hindu, Islam, Jehovah's Witness, Jewish, and Mormon
- Play a vital role in the resident's life
- Impact acceptance or rejection of medical treatments and care
- Are misunderstood due to lack of knowledge


NCDHHS/DHSR/HCPEC | Module D Communication | July 2024

18

Module D Handout 7

Communication – NA’s Role

- Develop skills that enhance effective communication
- Use appropriate verbal and non-verbal communication skills
- Listen to what is being said
- Ask for clarification and acknowledge understanding
- Avoid interrupting




NCDHHS/DHSR/HCPEC | Module D Communication | July 2024

19

Communication – NA’s Role

- Do not express personal opinions or disapproval
- Develop patience
- Reduce or eliminate distractions
- Use silence appropriately, in a supportive manner



NCDHHS/DHSR/HCPEC | Module D Communication | July 2024

20

**Culture and Communication
the NA’s Role**

- Accept each resident as an individual
- Follow the nursing care plan that includes cultural and religious beliefs
- Demonstrate respect
- Follow appropriate cultural preferences
- Communicate in a non-threatening, therapeutic manner

NCDHHS/DHSR/HCPEC | Module D Communication | July 2024

21

Module D Handout 8

**Cultural Communication
Special Approaches**


- Use a caring tone of voice and facial/body expression
- Speak slowly and distinctly, but not loudly
- Keep messages simple
- Repeat the message in different ways as needed
- Focus on a single idea or experience

NCDHHS/DHSR/HCPEC | Module D Communication | July 2024

22

**Cultural Communication
Special Approaches**

- Avoid medical terms and abbreviations.
- Allow silence.
- Pay attention to details.
- Note and use words that the resident seems to understand.
- Reference a language translator.



NCDHHS/DHSR/HCPEC | Module D Communication | July 2024

23

**Cultural Communication
Health Care System**

- Language
- Beliefs
- Practices
- Rituals
- Expectations



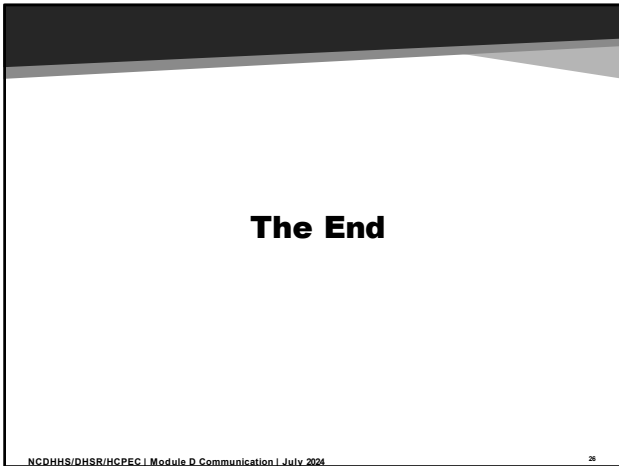
NCDHHS/DHSR/HCPEC | Module D Communication | July 2024

24

Module D Handout 9



25



26
